

Scaled data based on original data using
LM-79-08 Approved Method: Electrical and Photometric Measurements of Solid-
State Lighting Products

Test Report Prepared for
Cooper Lighting Solutions
(formerly Eaton)

Brand: McGRAW-EDISON

Report Number: P385618

Luminaire Tested: **GWC-SA1A-830-U-T4FT-HSS**

Issue Date: 3/3/2020

Test Information

Test Method: LM-79-08
Report Number: P385618
TEST IS SCALED FROM IESNA LM-79-08 TEST DATA (G2-1903-205-17)
Test Lab: INNOVATION CENTER
Issue Date: 3/3/2020
Manufacturer: COOPER LIGHTING SOLUTIONS (FORMERLY EATON)
Product Line: MCGRAW-EDISON
Catalog Number: GWC-SA1A-830-U-T4FT-HSS
Description: GALLEON WALL LUMINAIRE
(1) 80 CRI, 3000K, 615mA LIGHTSQUARE WITH 16 LEDS AND TYPE IV FORWARD
THROW OPTICS WITH HOUSE SIDE SHIELD
Light Source: -
Ballast/Driver: ELECTRONIC DRIVER

Summary

Lumens per Lamp: N/A
Luminaire Lumens: 2809 lumens
Efficiency: N/A
Efficacy: 82.6 lumens/watt
Luminous Opening: Rectangular (W 0.5' x L: 0.5' x H: 0')
IES Classification: Type IV - Short
BUG Rating: B0 - U0 - G1

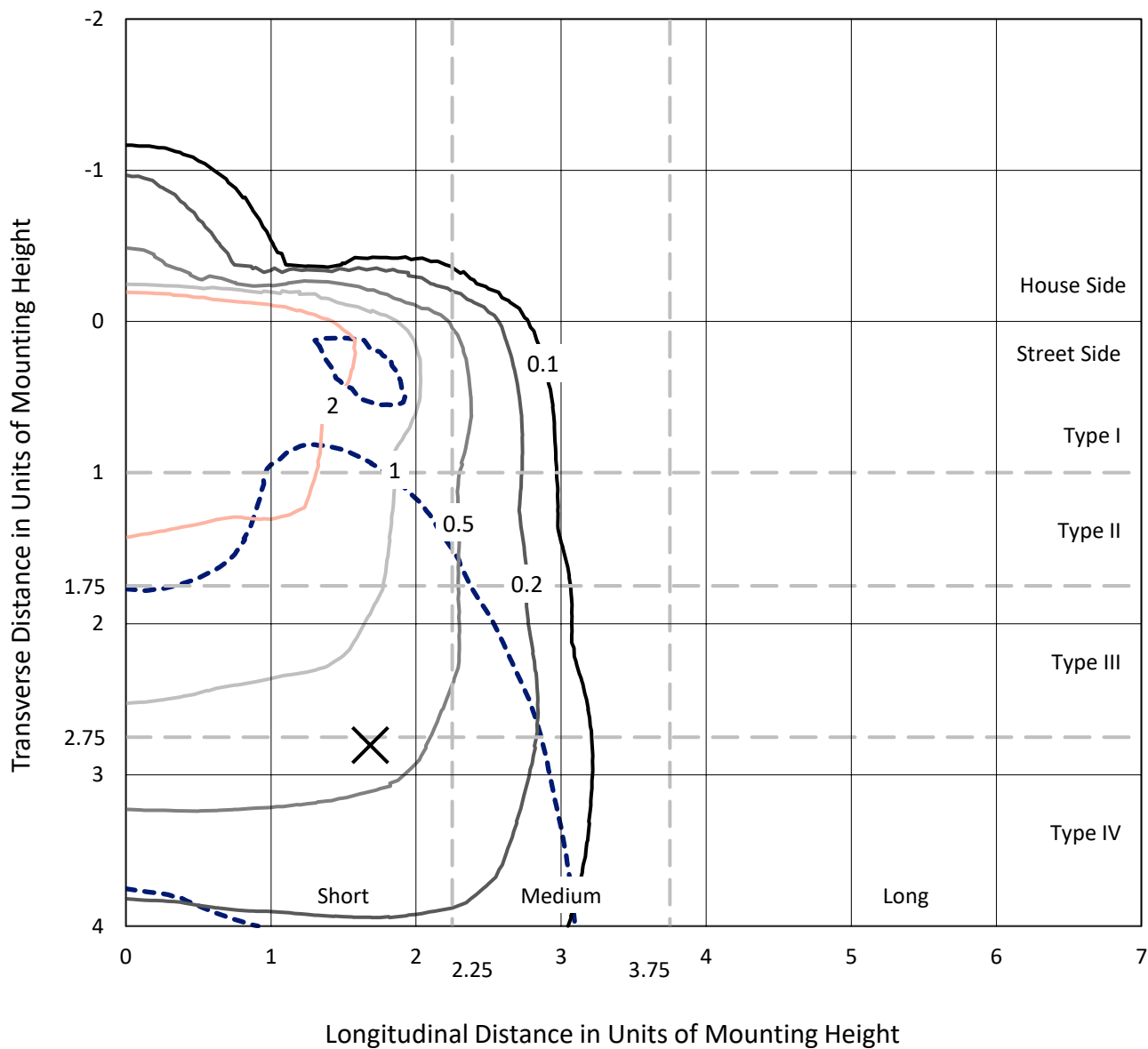
Input Watts (W): 34
Input Voltage (V): NR
Input Current (A_{in}): NR
Voltage Rise (V): NR
Power Factor: NR
Total Harmonic Distortion (THDi): NR
Frequency (hertz): 60
Stabilization Time: NR
Operation Time: NR
Ambient Temperature (°C): NR
Test Distance: 24 FT



REPORT NUMBER: P385618
 CATALOG NUMBER: GWC-SA1A-830-U-T4FT-HSS

Iso-Footcandle Lines of Horizontal Illumination

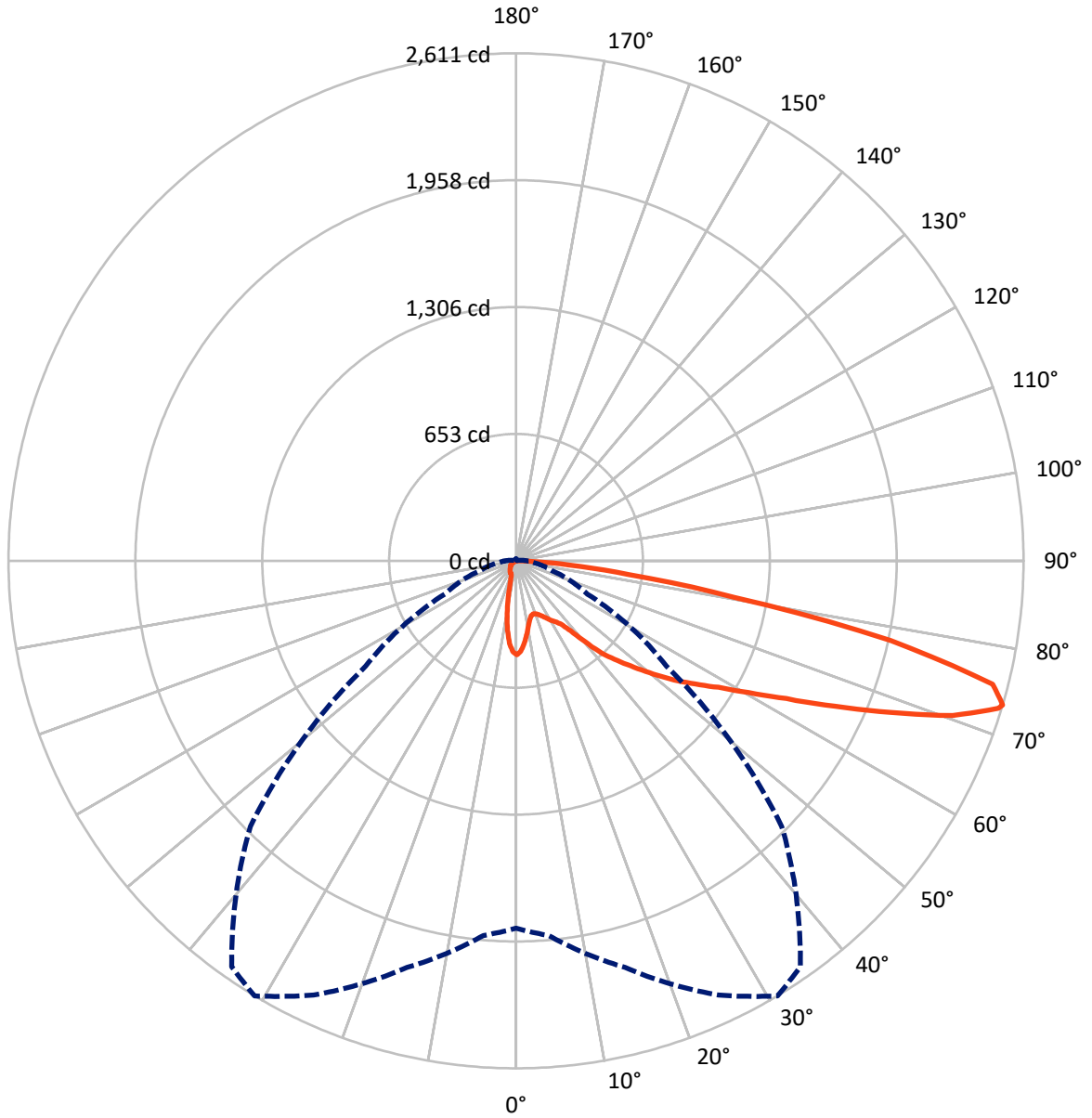
× Max cd
 - - - 1/2 Max cd



Based on 10 foot mounting height. Maximum calculated value = 4.8 fc
 Type IV - Short - N/A

REPORT NUMBER: P385618
CATALOG NUMBER: GWC-SA1A-830-U-T4FT-HSS

Luminous Intensity Polar Plot



— Vertical Plane Through 31-Deg Lateral - - - Horizontal Cone Through 73-Deg Vertical



REPORT NUMBER: P385618
 CATALOG NUMBER: GWC-SA1A-830-U-T4FT-HSS

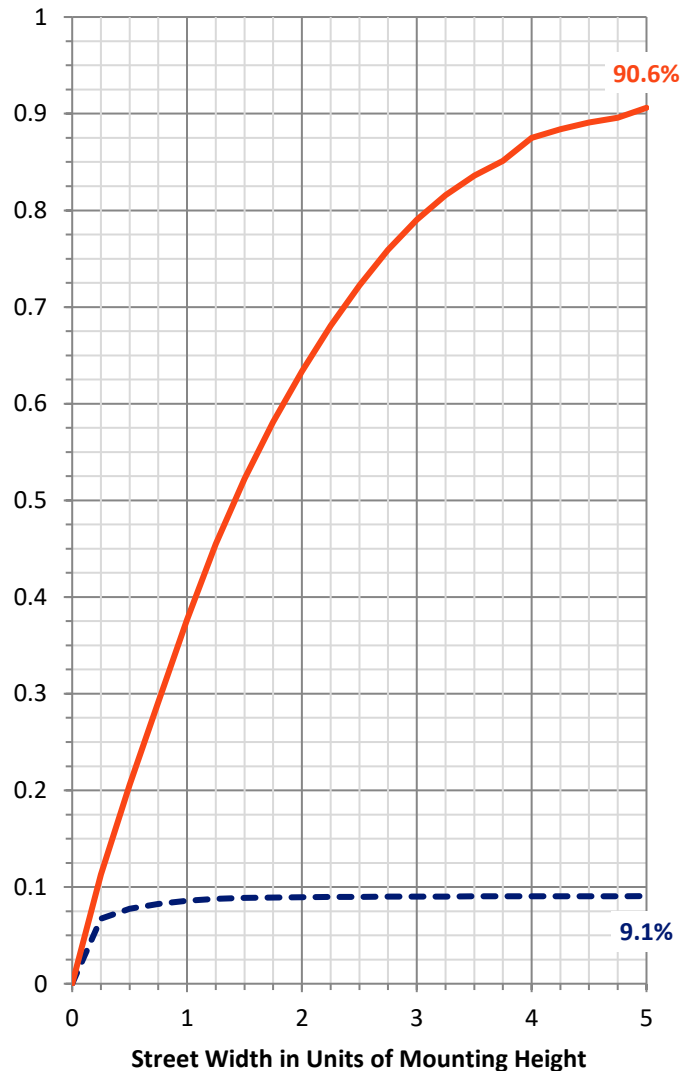
FLUX DISTRIBUTION:

		Downward	Upward	Total
House Side	Lumens	256.0	0.0	256.0
	% Fixture	9.1	0.0	9.1
Street Side	Lumens	2552.9	0.0	2552.9
	% Fixture	90.9	0.0	90.9
Total	Lumens	2809.0	0.0	2809.0
	% Fixture	100.0	0.0	100.0

Coefficient of Utilization

ZONAL LUMENS:

Zone	Lumens	% Fixture
0°-10°	40.1	1.4
10°-20°	87.0	3.1
20°-30°	130.4	4.6
30°-40°	207.4	7.4
40°-50°	370.4	13.2
50°-60°	574.7	20.5
60°-70°	764.0	27.2
70°-80°	574.7	20.5
80°-90°	60.4	2.1
90°-100°	0.0	0.0
100°-110°	0.0	0.0
110°-120°	0.0	0.0
120°-130°	0.0	0.0
130°-140°	0.0	0.0
140°-150°	0.0	0.0
150°-160°	0.0	0.0
160°-170°	0.0	0.0
170°-180°	0.0	0.0
0°-90°	2809.0	100.0
0°-180°	2809.0	100.0



REPORT NUMBER: P385618

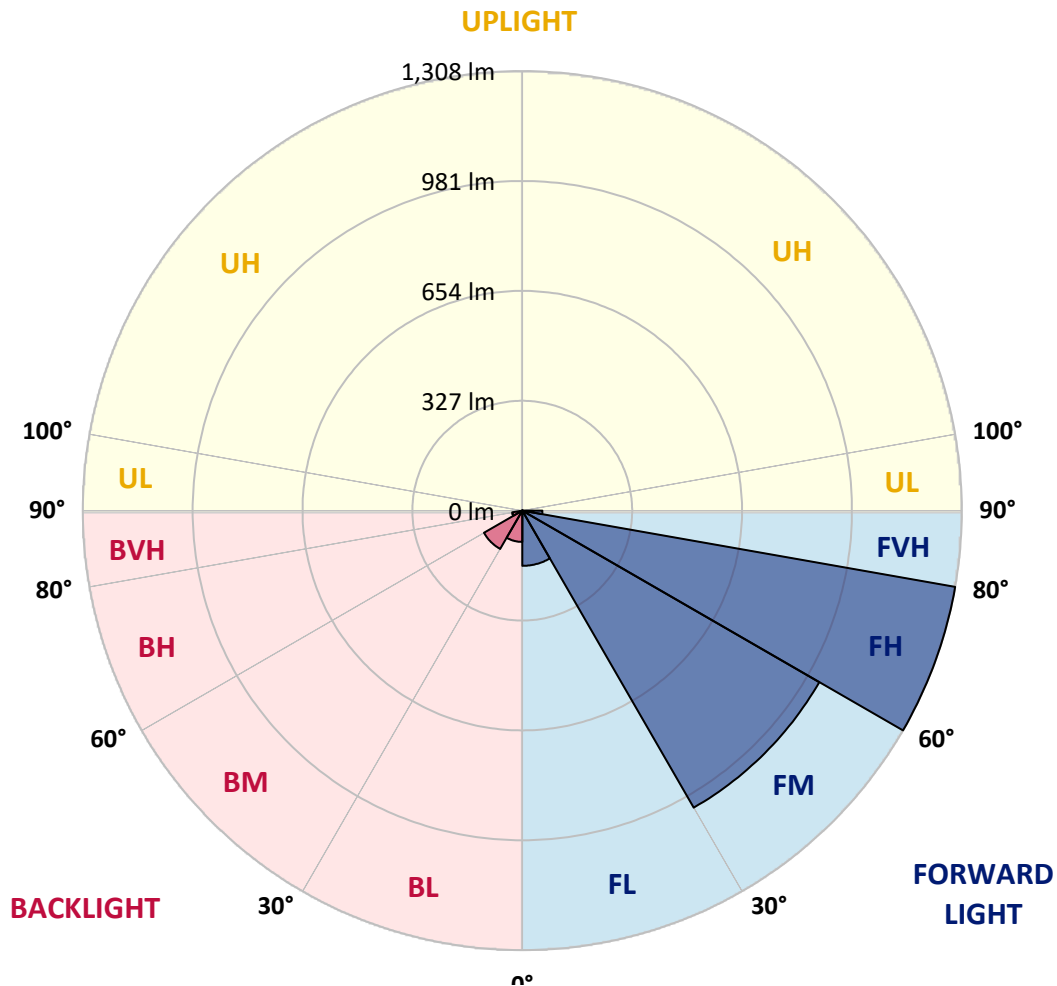
CATALOG NUMBER: GWC-SA1A-830-U-T4FT-HSS

LUMINAIRE CLASSIFICATION SYSTEM LUMEN TABLE AND BUG RATING:

Zone	Lumens	% Fixture	Zone Rating/Lumen Limit		
			B	U	G
FL (0°-30°)	164.3	5.9			
FM (30°-60°)	1020.7	36.3			
FH (60°-80°)	1308.0	46.6			G1/1800
FVH (80°-90°)	59.9	2.1			G1/100
BL (0°-30°)	93.1	3.3	B0/110		
BM (30°-60°)	131.8	4.7	B0/220		
BH (60°-80°)	30.6	1.1	B0/110		G0/110
BVH (80°-90°)	0.5	0.0			G0/10
UL (90°-100°)	0.0	0.0		U0/0	
UH (100°-180°)	0.0	0.0		U0/0	

BUG Rating: B0-U0-G1

Type IV Short





REPORT NUMBER: P385618

CATALOG NUMBER: GWC-SA1A-830-U-T4FT-HSS

CANDELA DISTRIBUTION (FULL):

	0°	5°	15°	25°	31°	35°	45°	55°	65°	75°	85°
0°	483.3	483.3	483.3	483.3	483.3	483.3	483.3	483.3	483.3	483.3	483.3
2.5°	458.0	459.9	462.0	462.4	465.8	466.0	470.9	474.6	478.3	481.9	483.2
5°	411.0	414.2	417.9	421.6	428.9	431.7	443.8	456.2	468.0	479.3	484.8
7.5°	360.8	364.4	369.6	378.8	386.9	392.6	411.7	433.7	455.7	476.4	488.4
10°	315.0	318.3	323.8	333.6	346.1	353.8	379.5	410.0	442.3	473.8	493.7
12.5°	285.9	287.7	290.7	301.2	312.4	321.1	351.3	389.1	431.3	473.7	502.4
15°	280.5	281.1	278.6	283.3	292.1	300.5	331.1	372.2	423.0	475.9	513.7
17.5°	289.1	288.8	280.5	280.0	287.0	293.9	321.2	360.5	417.0	481.0	528.2
20°	302.0	301.0	286.7	284.1	291.5	298.0	320.5	356.1	414.8	489.5	546.0
22.5°	319.2	317.5	295.1	292.4	300.3	307.1	329.1	360.4	416.8	500.9	566.6
25°	340.5	338.0	309.6	306.5	314.6	321.4	344.3	372.6	422.5	514.8	592.7
27.5°	364.5	361.0	332.6	324.8	334.0	341.0	364.7	391.3	431.6	529.5	624.7
30°	387.2	382.5	357.0	344.1	355.3	363.2	386.7	413.6	446.2	552.2	668.6
32.5°	410.0	404.8	378.7	363.3	373.5	382.0	409.3	444.3	473.5	586.8	726.9
35°	462.5	457.0	425.0	399.6	399.4	404.3	441.1	486.2	509.7	635.0	796.4
37.5°	550.9	547.8	517.2	469.0	456.1	450.7	484.4	536.2	561.6	701.4	874.9
40°	647.7	644.9	610.7	567.0	547.3	534.2	546.5	605.9	635.0	782.5	955.0
42.5°	757.0	743.9	682.9	669.8	652.2	642.2	631.1	691.8	725.2	870.8	1034.5
45°	856.2	834.2	755.0	735.3	731.3	733.7	739.9	807.3	826.7	975.7	1113.7
47.5°	915.3	898.0	837.2	818.3	817.2	833.5	880.3	937.7	927.7	1067.1	1183.4
50°	971.5	955.9	905.4	910.1	915.2	937.4	1039.6	1071.9	1019.9	1150.0	1247.3
52.5°	1017.0	993.1	966.7	993.0	1018.0	1053.9	1204.0	1192.3	1085.4	1215.9	1302.0
55°	1043.3	1032.4	1045.2	1071.6	1118.6	1176.9	1359.2	1292.5	1133.2	1276.1	1338.4
57.5°	1139.5	1118.2	1143.6	1166.4	1227.8	1309.3	1492.1	1367.1	1167.7	1313.4	1346.8
60°	1255.9	1238.8	1253.7	1291.7	1374.4	1470.2	1616.3	1428.0	1185.7	1337.3	1325.1
62.5°	1441.2	1418.5	1409.2	1451.7	1561.4	1666.0	1710.6	1470.2	1181.7	1326.7	1250.6
65°	1689.5	1666.0	1624.2	1662.7	1802.2	1876.0	1816.1	1479.2	1154.2	1241.1	1062.3
67.5°	1943.8	1926.7	1891.0	1955.9	2081.8	2105.5	1927.5	1457.4	1065.7	1006.3	750.5
70°	2111.7	2104.4	2127.7	2271.2	2383.5	2376.6	2029.8	1340.7	830.6	618.8	371.3
72.5°	1990.6	2025.5	2197.1	2457.3	2594.5	2538.4	1977.3	1029.5	474.8	238.1	107.4
73°	1890.3	1935.0	2165.9	2464.3	2611.1	2549.7	1933.2	945.0	404.7	187.9	81.4
75°	1315.0	1369.9	1793.1	2295.1	2533.3	2429.3	1611.4	578.4	187.5	83.3	32.9
77.5°	638.5	679.0	987.3	1658.3	1970.2	1898.0	1003.2	215.5	84.7	52.1	15.1
80°	238.3	265.0	428.6	844.0	1138.5	1168.4	441.2	81.5	56.4	41.9	7.7
82.5°	62.4	69.6	158.1	376.4	583.5	610.7	139.1	41.1	41.2	34.5	4.7
85°	19.9	22.8	49.3	168.9	274.9	241.4	36.3	19.9	30.0	25.7	2.6
87.5°	2.5	3.2	15.7	39.7	60.6	33.7	5.6	5.9	12.8	14.3	1.5
90°	0.0	0.0	0.0	0.0	0.0	0.0	0.0	0.0	0.0	0.0	0.0



REPORT NUMBER: P385618

CATALOG NUMBER: GWC-SA1A-830-U-T4FT-HSS

CANDELA DISTRIBUTION (continued):

	90°	95°	105°	115°	125°	135°	145°	155°	165°	175°	180°
0°	483.3	483.3	483.3	483.3	483.3	483.3	483.3	483.3	483.3	483.3	483.3
2.5°	484.4	483.7	483.8	480.3	477.9	473.3	468.4	466.2	463.9	463.0	463.9
5°	486.9	485.6	482.1	471.1	459.4	444.3	430.1	419.4	405.9	402.2	406.0
7.5°	490.7	488.2	477.8	455.4	429.4	400.5	368.1	344.5	325.1	312.6	317.1
10°	496.4	491.7	470.6	432.6	386.1	335.0	288.9	253.1	227.6	217.2	216.8
12.5°	505.8	497.0	461.9	402.9	333.2	265.0	204.7	165.8	145.2	131.8	131.5
15°	516.3	503.4	450.7	367.3	271.6	189.8	131.8	102.3	88.9	84.7	84.1
17.5°	529.1	510.6	436.3	323.4	207.1	125.8	86.0	77.5	77.0	76.6	76.6
20°	545.1	519.3	417.7	273.3	146.9	84.0	73.1	73.7	74.0	73.4	73.5
22.5°	563.8	528.1	395.6	219.4	99.4	70.2	70.0	70.7	70.9	70.7	70.8
25°	585.6	538.3	368.7	162.9	71.8	66.7	67.4	68.3	69.0	69.0	69.0
27.5°	612.5	550.6	336.2	113.7	62.0	63.0	64.9	66.7	67.6	67.9	67.9
30°	647.6	566.0	297.3	77.9	56.4	58.0	61.6	65.0	66.8	67.1	67.2
32.5°	691.8	583.4	252.2	57.6	51.5	52.8	56.6	62.4	65.8	66.4	66.4
35°	742.5	603.4	203.7	50.2	48.1	48.5	51.5	58.1	64.2	65.7	65.8
37.5°	798.1	623.2	154.9	46.9	45.2	45.2	47.4	53.1	60.2	64.9	65.4
40°	849.9	635.2	108.6	44.3	42.6	42.6	44.5	48.7	55.4	62.4	63.9
42.5°	897.7	639.3	75.6	41.8	40.1	40.5	42.2	45.5	50.6	57.6	59.0
45°	946.9	638.6	55.1	38.9	37.7	38.9	40.1	42.6	46.3	50.3	50.6
47.5°	984.0	632.8	43.7	36.2	35.3	37.0	38.1	39.7	41.8	41.5	41.5
50°	1018.8	618.8	35.2	32.4	33.0	34.9	35.5	36.0	36.2	33.5	33.3
52.5°	1045.2	597.0	28.2	28.5	30.7	32.6	32.0	31.2	29.8	26.7	26.1
55°	1054.0	554.9	22.1	23.5	27.2	29.7	27.6	25.8	23.2	20.6	20.1
57.5°	1038.1	500.6	18.0	18.3	23.0	25.0	22.7	20.6	17.7	15.5	15.1
60°	1004.3	440.3	14.8	13.7	17.7	19.5	18.0	15.9	13.3	11.7	11.5
62.5°	937.2	375.9	12.2	10.7	13.5	15.0	14.0	12.5	10.3	9.2	9.1
65°	796.1	300.8	9.9	8.7	10.4	11.7	10.9	9.8	8.1	7.3	7.1
67.5°	555.7	203.3	8.1	7.1	8.2	9.2	8.5	8.0	6.5	6.3	6.5
70°	268.0	98.0	6.7	5.8	6.5	7.1	6.9	6.5	6.2	7.1	8.2
72.5°	76.8	32.9	5.4	4.8	5.2	5.6	5.9	5.8	6.7	8.7	10.0
73°	59.1	26.5	5.1	4.5	4.9	5.5	5.8	5.6	6.9	8.8	10.0
75°	25.3	12.8	3.8	3.7	4.1	4.8	5.1	5.1	6.9	8.9	9.6
77.5°	11.4	6.9	2.5	2.9	3.6	3.8	4.3	4.3	5.5	6.9	6.9
80°	6.5	3.7	1.9	2.2	2.6	2.6	2.6	2.3	2.5	2.7	3.0
82.5°	4.1	2.5	1.5	1.8	1.6	1.4	1.1	1.1	1.0	1.1	1.4
85°	2.3	1.4	1.4	1.1	0.7	0.5	0.7	0.5	0.1	0.0	0.1
87.5°	1.4	0.8	0.4	0.0	0.0	0.0	0.0	0.0	0.0	0.0	0.0
90°	0.0	0.0	0.0	0.0	0.0	0.0	0.0	0.0	0.0	0.0	0.0

Signify Classified - Internal
Cooper Lighting Solutions Photometric Lab
1121 Highway 74 South
Peachtree City, GA 30269

Scaled Data Report



Report Generated By 670245982

Signify Classified - Internal
Cooper Lighting Solutions Photometric Lab
1121 Highway 74 South
Peachtree City, GA 30269

Scaled Data Report



Signify Classified - Internal
Cooper Lighting Solutions Photometric Lab
1121 Highway 74 South
Peachtree City, GA 30269

Scaled Data Report



Signify Classified - Internal
Cooper Lighting Solutions Photometric Lab
1121 Highway 74 South
Peachtree City, GA 30269

Scaled Data Report



Signify Classified - Internal
Cooper Lighting Solutions Photometric Lab
1121 Highway 74 South
Peachtree City, GA 30269

Scaled Data Report



--- HS — SS

Signify Classified - Internal
Cooper Lighting Solutions Photometric Lab
1121 Highway 74 South
Peachtree City, GA 30269

Scaled Data Report



u

Signify Classified - Internal
Cooper Lighting Solutions Photometric Lab
1121 Highway 74 South
Peachtree City, GA 30269

Scaled Data Report



Signify Classified - Internal
Cooper Lighting Solutions Photometric Lab
1121 Highway 74 South
Peachtree City, GA 30269

Scaled Data Report



(END OF REPORT)